

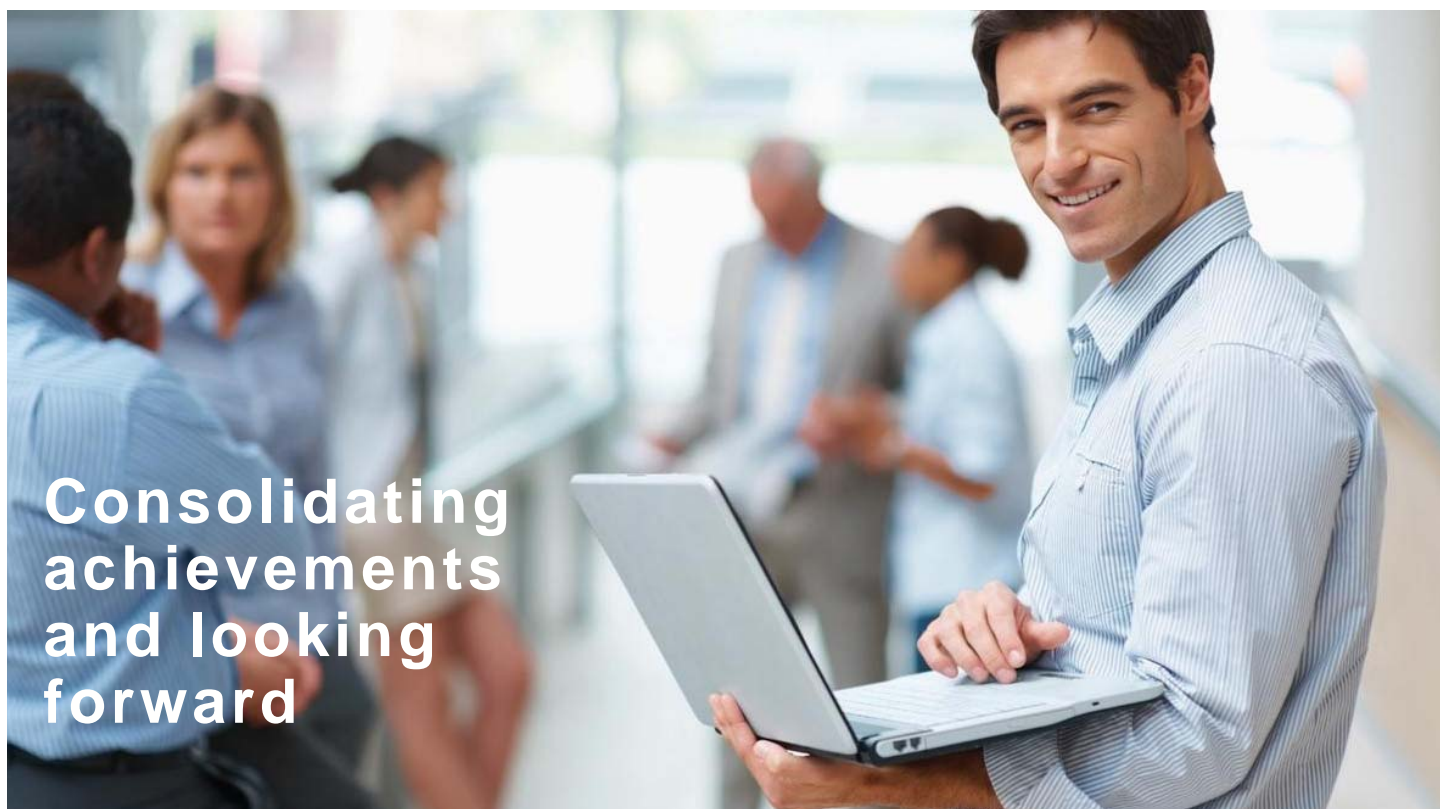


# Annual Report



**IAIA**

**2012**



## Consolidating achievements and looking forward

### Message from the President Luis E. Sánchez

IAIA can be proud of its achievements and confident in its ability to meet current and future challenges, as 2012 was highly fruitful for our organization.

Looking back, we can see a 35% growth in individual memberships over a ten-year period. Our current members are based in no less than 117 countries and more affiliates have been formed and joined IAIA: in ten years we went from seven to fifteen active affiliates and more national associations are being formed and approaching IAIA for affiliation.

Hence, looking forward, the trend is to attract both more indirect members — as affiliates expand - and more internal members — as our annual conferences attract more delegates.

In respect to our senior members, IAIA is now offering a discount in

membership dues for those aged 70+. Looking to the future, we will be reducing our students and recent graduate conference rates to the minimum possible, hoping to attract more next-generation researchers and practitioners to jointly advance impact assessment.

>> CONT. PAGE TWO

“


IAIA can be proud of its achievements and confident in its ability to meet current and future challenges.

”

In its relationship with other organizations, IAIA has been and will remain active. Ten years ago, IAIA participated in the World Summit on Sustainable Development in Johannesburg, organizing a side event. In 2012, IAIA was at the Rio+20 Conference, beside civil society organizations, promoting the message that impact assessment can make a difference and calling for a reinforcement of previous commitments made by governments in the Rio 92 Conference on Environment and Sustainable Development.

In the past, annual conferences were essentially the only means IAIA members had to actively and intensely exchange experience and share knowledge. Today, *IAIAConnect* - our communication tool operational since October 2010 - is increasingly used by members and will soon be accessible, at no charge, to affiliates' members. On the other hand, our IAIA Wiki, created in 2009, is still underused but offers plenty of possibilities and the Board is engaged in developing webinars as a new opportunity for members to stay connected between conferences.

Conferences, however, are and will likely remain the major driver for impact assessment professionals to join IAIA. The 2012 conference, held in Porto under the leadership of Miguel Coutinho and Carlos Borrego with the inestimable support of our Portuguese affiliate APAI — *Associação Portu-*



“ Conferences will likely remain the major driver for impact assessment professionals to join IAIA. ”

*guesa de Avaliação de Impacto* —and several of its members, was more than a success. It is also worth mentioning that a sustainability report was prepared for the conference. (See page 3-4.)


Acknowledging that pre-conference courses are well evaluated and one major reason driving delegates to conferences, the Board asked our Training and Professional Development Committee to devise a strategy of proposing a mix of well-established fundamental courses — thus looking back — and innovative and emerging themes —looking forward.

Our quarterly peer-reviewed journal, *Impact Assessment and Project Appraisal* (IAPA), reached its 30th volume, and since the first issue of 2012, it is fully managed by Taylor & Francis. IAPA is available both in printed and electronic

format. Online access to all issues is free to IAIA members and to a large number of less developed countries' libraries. In the transition to the new publisher, IAIA maintained its policy of granting open access to all articles published two years earlier. Looking back, I would like to thank our previous publisher, Bill Page, who led the journal for 14 years and managed the previous transition from a university-based journal (called *Impact Assessment*) to a commercial publication. As part of the contract with the new publisher, all issues (since 1982) are now electronically available and received a digital object identifier (DOI).

It is important to mention that IAPA publishes both research-based scholarly papers and professional practice reports.

>> CONT. PAGE SIX



## Publications & Resources

### IAPA

Beginning in 2012, our quarterly journal, *Impact Assessment and Project Appraisal* (IAPA), has Taylor & Francis as its publisher. IAIA maintains open access to all articles published more than two years in the past. Online access to current and recent issues is free to all members and to a number of libraries in less-developed countries.

### NEW IN 2012

Several new publications and resources were completed in 2012, and there was one new translation. These can be found at [www.iaia.org/publications-resources](http://www.iaia.org/publications-resources).

- Fastips No. 3 Climate Change Smart Decisions
- Fastips No. 4 Governance
- Cultural Heritage Key Citation
- IAIA12 proceedings
- Biodiversity & Ecosystem Seminar proceedings
- Special Publication No. 4 Public Participation Best Practice – translated to Serbian

# Conferences and Events

“ IAIA12 was the most geographically diverse IAIA conference to date with 94 countries represented. ”



Dom Luis Bridge, Porto, Portugal

## IAIA12, Porto, Portugal — May 2012

With a total of 864 delegates, IAIA12 had only 12 fewer delegates than IAIA04 in Vancouver, our largest conference to date. However, IAIA12 was the most geographically diverse IAIA conference, with 94 countries represented, followed by IAIA07 in Korea, with 90 countries represented. Thanks to the generosity of the Australian Agency for International Development (AusAID) and the Norwegian Agency for Development Cooperation (NORAD), 74 delegates from developing countries benefitted from Capacity Building Stipends.

Almost half of the IAIA12 delegates (49%) completed an online post-conference evaluation. Of those who responded, 99% said they would recommend future IAIA conferences to a colleague. When asked about the most valuable aspect of IAIA12, the most common response by far was networking. Learning and training opportunities were also considered valuable, as were various conference sessions. The survey results showed

that 96% of respondents were satisfied or very satisfied with the overall conference program.

Special thanks to Miguel Coutinho, Carlos Borrego, João Sarmento, and the rest of the IAIA12 Committee for their tireless efforts to make this conference a success.

## SUSTAINABILITY REPORT

Miguel Coutinho, Instituto de Ambiente e Desenvolvimento (IDAD), and the IAIA12 Local Organizing Committee prepared a sustainability report for the IAIA12 conference. The report details the sustainability strategy pursued for the organization of IAIA12, highlighting the performance, achievements, best practices and lessons learned by the IAIA12 Committee towards a more sustainable conference. Special attention was given to the impacts of IAIA12 on the host community.

Relating to food and beverage issues, the caterer at IAIA12 was selected for its ability to deliver food and beverages in an environmentally responsible way. Menus with local and seasonal products and also typical Portuguese food were provided following sustainability criteria and therefore reducing transportation energy. Moreover, reusable glassware, crockery, cutlery and linen towels were used during coffee breaks and lunches, contributing to a minimum waste policy.

Glass-bottled water was served at coffee breaks and lunches, minimizing use of disposable plastic bottles. Despite this effort, the organization of IAIA12 could not avoid the use of plastic bottles during the conference sessions.



The IAIA12 Local Organizing Committee also made a special effort and found a local NGO to whom surplus food from coffee breaks and lunches was donated.

This effort supports IAIA's policy of environmental concerns in its business operations with regard to managing and monitoring our effects on the environment, especially with regard to minimizing the impacts related to our major event.



### A link to the full six-page report,

including the results relating to accommodation, transportation, waste and the economy, is available at [www.iaia.org/iaia12](http://www.iaia.org/iaia12).



## RIO+20

As an organization registered with the United Nations Economic and Social Council, IAIA contributed to the preparatory discussions leading to the UN Conference on Sustainable Development, also known as the Rio+20 Conference, taking place exactly 20 years after the UN Conference on Environment and Development held in Rio de Janeiro in 1992. IAIA's President, Luis Sánchez (Brazil), participated in a number of sessions and side events at Rio +20 on behalf of IAIA in his capacity as President.

From an initial compilation document, which gathered and collated contributions from governments, international organizations and major groups (including IAIA), an evolving draft document was discussed in several meetings around the globe prior to agreement on a final document in Rio. However, the outcome document from the event has only one direct mention to impact assessment, under the "Oceans and Seas" section, and recognizes the importance of technology assessment, under the "Means of Implementation" section. However, the generic wording of the outcome document allows for multiple (and possibly contradictory) interpretations that will have to be explored and debated.

For the impact assessment community—used to navigating under conflicting winds—and for IAIA members in particular, this means continuing to promote the use of impact assessment for informed decision making regarding policies, programs, plans and projects.



## BIODIVERSITY AND ECOSYSTEM SERVICES SYMPOSIUM

The Biodiversity and Ecology Section of IAIA organized a two-day Special Symposium on Biodiversity and Ecosystem Services at the Inter-American Development Bank in Washington DC. The symposium, which ran from 7-8th February 2013, was attended by 203 delegates from 25 countries representing financial, consultancy, academic, business and NGO sectors. It is the first special meeting held by IAIA dedicated to this topic.

The Symposium began with opening comments from Janine Ferretti, Chief of the Environment and Safeguards Unit of the Inter-American Development Bank; Pavan Sukhdev, leader of The Economics Of Ecosystems and Biodiversity (TEEB) study; and IAIA's President-elect Greg Radford (Canada). After a number of stimulating sessions with expert panelists and

presenters, the Symposium closed on the second day with a plenary discussion of key outcomes and next steps.

In a post-conference survey, 99% of the respondents indicated they would recommend similar IAIA special meetings to colleagues, so the event was well-received. For 72% of the respondents, this symposium was their first IAIA event. The proceedings of the Symposium can be accessed on the IAIA website.

Special thanks to Orlando Venn, Elizabeth Clarke, Courtney Lowrance, and Dennis Grossman for their hard work and commitment to developing and delivering this event.



## Website Development

Because IAIA's website is such an important vehicle of communication between IAIA and its members, IAIA surveyed its membership regarding their use of the web site. Twenty-three percent (316) of IAIA members responded, representing 75 countries. Nearly half (47%) of respondents visit the IAIA web site on a monthly basis, while 19% report visiting it daily. Of those who visit less often, 28% visit the site quarterly to semi-annually, and 6% of members visit less than once per year or never.

Respondents offered many suggestions, and the Publications Committee reviewed the survey results and com-

ments. One of the key recommendations from the review was to increase awareness of some lesser-known sections of and resources on the website. Recommendations and requests specific to IAPA and training were passed along to the appropriate IAIA committees.

**Suggestions for IAIA's web site are welcome anytime. Please send them to IAIA's Webmaster, Joe Hyde (joe@iaia.org).**



# IAIAConnect

IAIA's professional online community, *IAIAConnect*, debuted in October 2010. It was initiated in response to a request from IAIA's special-interest Sections to have a better communication tool than the listservs they were using. The Sections wanted a replacement that would both store documents and also keep a record of past messages, allowing new Section members to see previous communication. After researching several alternatives that would both meet Section needs and which would also integrate into the IAIA membership database, the current platform was selected.

Because the majority of IAIA conference delegates identify networking as the #1 reason to attend an IAIA conference, the main purpose of *IAIAConnect* is to extend the benefit of networking beyond the annual conference, to all members.

In addition to serving as a communication vehicle for Sections, groups have also been established on *IAIAConnect* for IAIA's Committees, the Board of Directors, participants of each year's annual conference, and a few other topical groups.

IAIA members can join Section groups at will, and they can choose to receive either a daily or weekly e-mail summary (digest) of any messages posted in their chosen groups. By clicking a link in the digest, members are taken directly into the *Connect*

“ **The main purpose of *IAIAConnect* is to extend the benefit of networking beyond the annual conference.** ”

system, without having to login. Within *Connect*, members can edit their profile to show their special interests and areas of expertise, add a profile photo, post an announcement, or post/reply to a discussion topic.

When comparing Section membership from 2009, when listservs were used, to 2012, two years after initiating *IAIAConnect*, it seems that interest in sections has expanded. In October 2009, nine IAIA sections had listservs established as a communication tool, with a total of 855 subscribers. Looking at those same nine sections in October 2012, total membership in those sections, based on members in the respective *IAIAConnect* groups, was 2,145. (Note that IAIA members can join more than one section.) The average increase by section was 243%, with Corporate Stewardship and Risk Management having the smallest increase (13%, 165 to 186) and Strategic Environmental Assessment having the largest (533%, 83 to 525).

Based on responses to a membership feedback survey conducted in April 2013, 72% of the respondents said they often/occasionally found the announcements and news items posted on *IAIAConnect* to be interesting and/or useful, and 62% indicated they often or occasionally followed a link in the *Connect* e-mail notice. In addition, when asked about social media sources of professional news, 61% of the respondents noted they often/occasionally read professional news on *IAIAConnect*, as compared to 47% who obtain professional news from LinkedIn. (A detailed review of the survey results will be made available after IAIA13.)

## IAIA SECTIONS

- Agriculture, Forestry & Fisheries
- Biodiversity & Ecology
- Climate Change
- Corporate Stewardship & Risk Management
- Cultural Heritage
- Disasters & Conflicts
- Energy
- Health
- IA Law, Policies & Practice
- Integrated Assessment of Trade-Related Policies
- Indigenous Peoples
- Public Participation
- Strategic Environmental Assessment
- Social Impact Assessment
- Students and Early Professionals



<http://iaiaconnect.iaia.org>



## Affiliates

The year of 2012 realized review and renewal of eight affiliate agreements with IAIA. Based on feedback received from the Affiliates Forum held at IAIA12 in Porto, Portugal, the IAIA Board of Directors appointed an Affiliates Task Force (*Iñigo Sobrini, Julio Jesus, Jonathan Allotey, Pamela Gunther, Loreley Fortuny, Shelli Schneider, and Bridget John*) to address the suggestions and questions raised. In February 2013, a survey was created and distributed to each affiliate with the goal of increasing the value of the relationships between IAIA and its affiliates. Questions included topics about the affiliates' events and communications as well as feedback on existing and future relationships with IAIA International.

“ IAIA will begin offering members of all 15 affiliates a free ConnectPass. ”

While the survey results are still being analyzed, one of the immediate outcomes is that IAIA will begin offering members of all 15 affiliates a free ConnectPass. This will allow approximately 2,800 new environmental professionals to access IAIA's online professional networking site and interact with the IAIA international members.



### Affiliates

**CAMEROON:** Cameroon Association for Environmental Assessment (ACAMEE)

**ITALY:** IAIA-Italia

**GERMANY:** UVP-Gesellschaft e.V. (pilot)

**GHANA:** IAIA-Ghana

**KOREA:** Korea Society of Environmental Impact Assessment (KSEIA)

**MOZAMBIQUE:** Associação Moçambicana de Avaliação do Impacto Ambiental (AMAIA) (pilot)

**NEW ZEALAND:** New Zealand Association for Impact Assessment, Inc. (NZAIA)

**NIGERIA:** Association for Environmental Impact Assessment of Nigeria (pilot)

**ONTARIO, CANADA:** Ontario Association for Impact Assessment (OAIA)

**PORTUGAL:** Associação Portuguesa de Avaliação de Impactes (APAI)

**SOUTH AFRICA:** IAIA-sa

**SPAIN:** IAIA-Spain

**QUÉBEC, CANADA:** Association québécoise pour l'évaluation d'impacts (AQÉI)

**WESTERN AND NORTHERN CANADA:** IAIA-WNC

**ZAMBIA:** Impact Assessment Association Zambia (IAAZ) (pilot)



### Branches

**IRELAND-UK:** Ireland-UK Branch

**UNITED STATES:** Washington Area Branch

## Message from the President

>> CONT. FROM PAGE TWO

IAPA plays a fundamental role of acting as a showcase for IAIA and is open to submissions from any person working in the field. The success of the journal depends on quality submissions, the dedication of its editors (Angus Morrison-Saunders and Francois Retief), and the overall guidance of the IAPA Editorial Board, chaired by Maria Partidario.

Looking forward, IAIA is pursuing the inclusion of IAPA in the Web of Knowledge database, as the strategy to meet its stringent requirements was devised a few years ago and carefully

implemented. When we succeed, not only will the visibility and outreach of IAIA increase, but the credibility of our journal will be reinforced.

Special publications continue to be launched. We now have a collection of 12 Key Citations lists, all updated and featuring two new titles in 2012. In 2012, a new series was initiated, called FasTips, aimed at providing quick advice for impact assessment professionals. Two inaugural FasTips were available last year. More translations of our special publications became available.

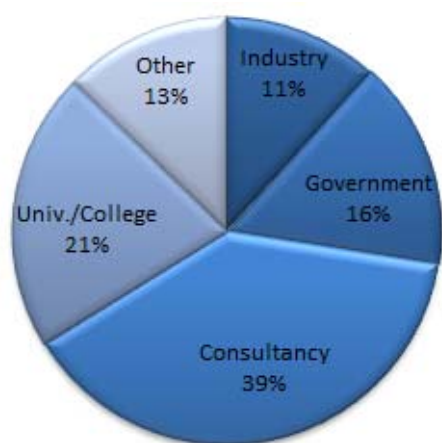
Finally, I am pleased to inform that our financial status improved in 2012. Having the annual conference as our major source of revenue (at 75%), prospects are excellent for 2013.

Looking forward, as impact assessment continues to expand and is acknowledged by more stakeholders as a valuable tool, IAIA strives to be the leading global network on best practice in the use of impact assessment for informed decision making regarding policies, programs, plans and projects.

# Membership

As of December 31, 2012, IAIA was represented by 1,486 members in 117 countries. This is a 6% increase over December 2011 membership of 1,402. The largest percentage of members lived in North and Central America (28%) followed closely by Europe (27%).

Based on those who have provided information requested on the membership directory forms, 39% of IAIA's members are private consultants or work for consultancy forms, while 21% are affiliated with a university or college. Members from either provincial or federal government represent 16% of IAIA's members, with industry represented by 11%. The remaining 13% are from a mix of NGOs, conservation organizations, donor agencies, and world/regional banks.



A Membership Feedback Survey was initiated in April 2013 to canvass IAIA members about a variety of topics. It was based largely on a similar survey conducted in 2007 so the results can be compared. Of course, many new issues and topics have emerged in the past six years, and questions regarding social media, online communication, and non-conference training (among others) were added to this survey. The survey closed in April 2013, just prior to IAIA13, so the results will be summarized and posted after the annual conference.

Membership by Region		2012		2011	
Region	Members	%	Members	%	
Africa	272	18%	203	14%	
Asia	172	12%	152	11%	
Australia & Oceania	166	11%	152	11%	
Europe	395	27%	308	22%	
North & Central America	411	28%	500	36%	
South America	70	5%	87	6%	
<b>Total</b>	<b>1,486</b>		<b>1,402</b>		

## Board of Directors 2012-2013

### PRESIDENT

Luis Sánchez  
University of São Paulo / São Paulo – Brazil

### PRESIDENT-ELECT

Greg Radford  
ESSA Technologies Ltd. / Ottawa, ON – Canada

### PAST PRESIDENT

Stephen Lintner  
World Bank / Washington, DC – USA

### DIRECTOR-TREASURER

Pamela Gunther  
AMEC Environment & Infrastructure / Burnaby, BC – Canada

### DIRECTOR-SECRETARY

Sandra Mols  
Fjälkinge – Sweden

### DIRECTORS

Jong-Gwan Jung  
Chungnam Development Institute / Chungnam – Republic of Korea

Ana Maria Esteves  
Community Insights / Groningen – The Netherlands

Juan Quintero  
Environmental Consultant / Rockville, MD – USA

Weston Fisher  
The Cadmus Group / Watertown – USA

### New member initiatives in 2012

- 30% membership discount for seniors (ages 70+)
- Reduced conference registration fee for students to be tested at IAIA14
- Revised corporate membership structure finalized, to be released shortly after IAIA13
- Highlighting new members each month on IAIAConnect to foster non-conference networking



# Fiscal Summary

Pamela Gunther, Treasurer

IAIA's financial status in 2012 has improved from 2011. At the end of IAIA's fiscal year (31 December 2012), total liabilities and assets were US\$1,146,281 compared to \$1,116,335 in 2011. Invested mutual fund holdings in 2012 (\$658,027) increased by 12 percent over 2011.

Revenue for IAIA in 2012 was \$1,112,521, which is an increase of 34% from 2011 revenue (\$828,458). This increased income was largely attributed to the fact that IAIA12 had more delegates and sponsors than IAIA11, and thus IAIA12 revenue in 2012 was 60% higher than IAIA11 revenue in 2011 (\$786,179 and \$491,242, respectively). IAIA13 also

had a larger number of delegates registered and paid by 31 December in the year prior to the event (2012).

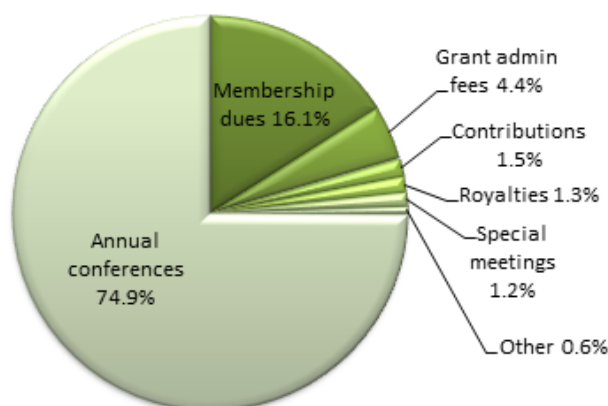
While revenue from special meetings represented 18% of total revenue in 2011, it represented only 1.2% of total revenue in 2012 because there were no special meetings held in 2012. The SEA Prague meeting held in September 2011 and the Biodiversity and Ecosystem Services symposium held in January 2013 brought in a small amount of special meeting revenue, as registrations for Prague were finalized and just beginning for the Biodiversity event.

Expenses in 2012 were \$1,151,746 compared to \$817,667 in 2011, which is a 41

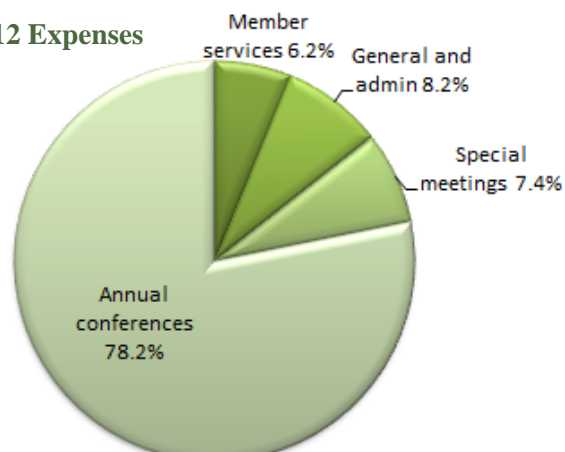
percent increase in 2012. Again, this increase is largely due to the fact that IAIA12 was a larger conference than IAIA11. Among other 2012 expenses were costs for special conferences, final payment to BeechTree Publishing for the IAPA journal, and a 2.8% cost of living increase for IAIA staff commensurate the with cost of living increase in the region.

Although no special meetings took place in 2012, expenses for special meetings represented 7% of expenses, compared to 8% in 2011. That is because several large expenses for the SEA Prague 2011 meeting were not finalized and paid until early in 2012.

2012 Revenue



2012 Expenses



## IAIA's Mission

*To provide the international forum for advancing innovation and communication of best practice in all forms of impact assessment so as to further the development of local, regional, and global capacity in impact assessment.*

## Special Meetings

IAIA has been offering an increasing number of special meetings in addition to the annual conferences. This is part of a deliberate strategy to develop other sources of revenue beyond those generated through membership dues and annual conferences.

IAIA Special Meeting	Year	Net proceeds to IAIA
Health, Well Being, and HIA New Zealand <sup>1</sup>	2010	\$12,332
IAIA Climate Change Europe Symposium	2010	\$31,716
IAIA Climate Change DC Symposium	2010	\$50,412
IAIA SEA Prague Special Meeting	2011	\$65,002
IAIA Biodiversity & Ecosystem Services Symposium	2013	\$21,505 <sup>2</sup>

<sup>1</sup> IAIA provided administrative services only.  
<sup>2</sup> Of this amount, \$8,228 was allocated to IAIA's B&E Section.



## Statement of Assets, Liabilities and Equity Operating Account

	Dec 31, 12	Dec 31, 11
<b>ASSETS</b>		
Total Current Assets	475,192	511,804
Total Fixed Assets	13,061	16,726
Total Other Assets	658,028	587,805
<b>TOTAL ASSETS</b>	<b>1,146,281</b>	<b>1,116,335</b>
<b>LIABILITIES &amp; EQUITY</b>		
<b>Liabilities</b>		
Current Liabilities	1,800	1,800
Payroll Liabilities	3,966	1,485
<b>Total Liabilities</b>	5,766	3,285
<b>Equity</b>		
Unrest. Net Assets - Board Designated	700,000	700,000
Unrestricted Net Assets	413,051	418,143
Net Income	27,464	(5,093)
<b>Total Equity</b>	1,140,514	1,113,051
<b>TOTAL LIABILITIES &amp; EQUITY</b>	<b>1,146,281</b>	<b>1,116,335</b>

Our **members** are our biggest **asset**.

Statement of Activity  
Operating Account:  
Cash Basis

	Jan - Dec 12	Jan - Dec 11
<b>Ordinary Income/Expense</b>		
<b>Income</b>		
4005 · Uncategorized Income	\$ 85	\$ -
4010 · Unrestricted Grants & Contracts	49,320	23,463
4200 · Memberships	179,231	147,986
4400 · Contributions to Memberships	16,708	6,930
4440 · Career Central Revenue	1,672	923
4450 · Advertising	-	49
4480 · Non-Conference Training	250	-
4490 · Royalties - IAPA	9,980	-
4500 · Royalties - Other	4,797	4,843
4510 · Book Sales	110	220
4515 · Proceedings Sales	-	120
4530 · Miscellaneous Income	4,147	461
4710 · IAIA Climate Change - DC	-	1,320
4720 · IAIA Climate Change - Europe	-	2,326
4730 · IAIA '11	345	491,242
4740 · HIA 2010 New Zealand	-	3,611
4750 · IAIA '12	786,179	3,871
4770 · Prague	6,882	141,094
4780 · IAIA '13	46,839	-
4800 · Biodiversity Meeting	5,976	-
<b>Total Income</b>	<b>1,112,521</b>	<b>828,458</b>
<b>Expense</b>		
6010 · Bank Service Charges	4,312	2,741
6020 · Affiliates	-	14
6030 · Committee Expenses	1,288	4,771
6090 · Computer and Software Services	28,774	26,232
6100 · Contract Labor	3,010	-
6110 · HQ Personnel	413,386	399,516
HQ Expense applied to conference budgets	(371,106)	(357,713)
6130 · New/Renewal Memberships	1,221	3,732
6140 · IIA Course	1,000	-
6150 · Imp. Assessment/Proj Appraisal	27,976	20,031
6160 · Board Support	9,390	10,781
6170 · Office Operating Expense	8,970	10,861
6180 · Newsletter	8,712	9,716
6186 · Special Publications	3,237	1,639
6210 · Professional Fees	15,237	12,479
6220 · Dutch Project/Biodiversity	68	260
6230 · Innovation Fund	-	2,850
6300 · Branch Expense	-	20
6425 · Marketing Expense	4,728	3,448
6475 · Depreciation Expense	5,582	6,355
6476 · Amortization Expenses	-	955
6999 · Uncategorized Expenses	-	-
7180 · Climate Change DC	-	17,794
7190 · IAIA Climate Change Europe	26,892	57
7200 · IAIA '11 Conference	-	413,065
7210 · HIA 2010 New Zealand Conference	-	20,613
7220 · IAIA '12 Conference	610,690	181,941
7230 · IAIA Climate Change - China	-	23
7240 · IAIA SEA Prague Conference	57,162	25,469
7250 · IAIA '13 Conference	287,529	16
7260 · IAIA '14 Conference	2,188	-
7270 · Biodiversity Special Meeting	1,503	-
<b>Total Expense</b>	<b>1,151,746</b>	<b>817,667</b>
<b>Net Ordinary Income</b>	<b>(39,225)</b>	<b>10,792</b>
<b>Other Income/(Expense)</b>		
<b>Other Income</b>		
8010 · Interest Income	322	6,538
8020 · Foreign Currency Gain (Loss)	(3,448)	(4,157)
8042 · Dividend Income	10,267	15,443
8044 · Unreal Gain/Loss Due to Market	51,553	(32,777)
8045 · Gain on Sale of Securities	8,402	-
8046 · Loss on Disposal of Equipment	(178)	-
8050 · Cash Short & Over	53	(933)
<b>Total Other Income</b>	<b>66,972</b>	<b>(15,884)</b>
<b>Net Income</b>	<b>\$ 27,747</b>	<b>\$ (5,093)</b>

**Note:** Total revenue and expenses for a single conference span a time period greater than 12 months.

# IAIA Donors (2010-2013)

IAIA is committed to strengthening the capacity of the global community with respect to environmental assessment knowledge and best practice.

Through donations from our members, industry and government, IAIA has facilitated highly successful individual and group participation in training programs, conference attendance and workshop participation.

IAIA is proud to recognize donors who have contributed throughout the years. Below are donors who have contributed over the past three years. Their categories indicate their cumulative contributions. For a complete list of donors to IAIA, visit [www.iaia.org/about/donate-to-iaia.aspx](http://www.iaia.org/about/donate-to-iaia.aspx).

## \$1,000+ IAIA Club

- ♦ AATA
- ♦ Amorim Revestimentos
- ♦ Critical Management Resources
- ♦ ESSA Technologies, Ltd.
- ♦ Gamut Consulting
- ♦ Hardy Stevenson Associates
- ♦ Human Environment Group
- ♦ Itaú BBA
- ♦ Oil Sands Developers Group
- ♦ Stephen Lintner
- ♦ TERA Environmental Consultants
- ♦ TerrainFX, Inc.
- ♦ Vieira de Almeida & Associados
- ♦ William Veerkamp

## \$2,500+ IAIA Premier Club

- ♦ AMEC
- ♦ Asian Development Bank
- ♦ Pottinger Geherty Environmental Consultants, Ltd.
- ♦ Taylor and Francis
- ♦ UNAM
- ♦ URS
- ♦ Weston Fisher

## \$5,000+ IAIA Advanced Capacity Club

- ♦ EBA TetraTech
- ♦ Environ
- ♦ Ghostpine Environmental Services
- ♦ Hemerra Envirochem, Inc.
- ♦ Matrix Solutions
- ♦ McMillan
- ♦ QVGA
- ♦ William Page
- ♦ Woodside Energy

## \$10,000+ IAIA Strategic Initiatives Club

- ♦ Canadian International Development Agency
- ♦ Comissão de Coordenação E Desenvolvimento Regional do Norte
- ♦ Cenovus Energy
- ♦ Charlotte Bingham
- ♦ Devon
- ♦ ERM
- ♦ Export Development Corporation
- ♦ Hatch
- ♦ Japan International Cooperation Agency
- ♦ Stantec
- ♦ Suncor
- ♦ Total E&P Canada
- ♦ Worley Parsons

#### **\$25,000+ IAIA Resilience Club**

- ◆ ConocoPhillips
- ◆ EDP
- ◆ Golder Associates
- ◆ Nexen
- ◆ REN

#### **\$50,000+ IAIA Global Leadership Club**

- ◆ Inter-American Development Bank
- ◆ Petrogal

#### **Higher Levels of Contributions to IAIA**

- ◆ AusAID (\$690,000)
- ◆ Government of Canada/Canadian Environmental Assessment Agency (\$241,000)
- ◆ Oil for Development (NORAD) (\$528,000)
- ◆ World Bank Group (\$128,000)



1330 23RD STREET SOUTH, SUITE C  
FARGO, ND 58103 USA  
TEL: +1.701.297.7908 • FAX: +1.701.297.7917  
WWW.IAIA.ORG • INFO@IAIA.ORG